



# **GEC GREENENERGEECOIN**

## **WHITEPAPER**

<b><u>1. INTRODUCTION</u></b> .....	<b>3</b>
<b><u>2. MARKET REVIEW</u></b> .....	<b>4</b>
2.1. Renewable energy market.....	4
2.2. World market of renewable energy.....	4
2.3. World market of renewable energy.....	5
2.4. Prospects for renewable energy in the world.....	5
2.5. Market trends.....	6
2.6. Global trends.....	6
2.7. Regulatory trends.....	6
2.8. The application of Blockchain technology in the power industry.....	7
<b><u>3. PROJECT DESCRIPTION</u></b> .....	<b>7</b>
3.1. Project description.....	7
3.2. Stages of project implementation.....	8
3.3. Main indicators of the project .....	9
3.4. Investments and the use of investments.....	10
3.5. Product records.....	10
3.6. Competitiveness of the project.....	11
<b><u>4. DESCRIPTION OF PRODUCTION OF ELECTRIC ENERGY</u></b> .....	<b>11</b>
4.1. The energy system of Croatia.....	11
4.1.1. Scheme of the energy systems of Croatia.....	12
4.1.2. Map of the zones of solar activity in Croatia.....	12
4.2. Technological solutions.....	13
4.2.1. Scheme of electricity production.....	13
4.3. Set of the solar power plant.....	15
4.3.1. Support structure.....	15
4.3.2. Solar modules.....	15
4.3.3. Inverter system.....	15
4.3.4. Monitoring system.....	16
4.3.5. Appearance of the existing solar power plant (SPP).....	18
4.3.6. Ecological component of the project.....	18
<b><u>5. PROJECT TEAM</u></b> .....	<b>19</b>
<b><u>6. ROAD MAP</u></b> .....	<b>21</b>
<b><u>7. TOKEN GreenEnergyCoin (GEC)</u></b> .....	<b>23</b>
7.1. GEC - ERC20 standard token.....	23
7.2. Information on the release of GreenEnergyCoin (GEC) tokens.....	23
7.3. The functions of GreenEnergyCoin (GEC) tokens.....	24
7.4. The legal status of GreenEnergyCoin (GEC).....	24
<b><u>PUBLIC - SALES (GEC token)</u></b> .....	<b>25</b>
<b><u>8. Security token - OTI Equity Token (OTI token)</u></b> .....	<b>26</b>
8.1. Token description.....	26
8.2. Legal Requirements.....	26
8.3. OTI Equity Token (OTI) functionality.....	27
8.4. OTI Equity Token (OTI) controls.....	28
8.5. Scheme of interaction of OTI Equity Token with Smart contract and with KYS / AML.....	29
<b><u>Pre-Sale</u></b> .....	<b>30</b>
<b><u>Public Sale</u></b> .....	<b>31</b>
<b><u>REFERENCES</u></b> .....	<b>32</b>

# 1. INTRODUCTION

**GEC GreenEnergyCoin** is a blockchain project focused on the energy sector of the global economy in the field of "Green Energy" - the production of electricity from renewable energy sources.

**GEC GreenEnergyCoin** is a product of the investment class blockchain. It is a derivative that uses both advanced financial and industrial technologies to produce and sell a product with high demand. Such a product is electricity that is consumed and sold in the markets of countries that have a permanent deficit in the generated capacity and are dependent on its imports.

**GEC GreenEnergyCoin** is a blockchain project that combines investors who have decided to finance the construction of Solar Power Plants (**SPP**) by the crowdfunding model to get income from their usage. Decentralization should ensure the independence of the project, and eliminate negative factors of influence on the process of trade relations between electricity producers and its final consumers.

Decentralized and direct investments in the GreenEnergyCoin project will be implemented through the purchase of tokens: **OTI Equity Token** (hereinafter - **OTI**) and **GreenEnergyCoin** (hereinafter - **GEC**), produced on the basis of Ethereum blockchain, which could be easily exchanged on the existing crypto-exchange exchanges, or at fiat money.

**GEC GreenEnergyCoin** - offers the newest investment format, which will allow investors to easily, anonymously and safely finance the construction of solar power plants (SPP) around the world.

**GEC GreenEnergyCoin** will operate as an investment fund, constantly increasing the total capacity of managed solar power plants. This will be achieved by refinancing established SPP and construction of the new SPP.

Decentralized and direct investments in **GreenEnergyCoin project** will be carried out through the sale of **OTI Equity Token** (hereinafter - **OTI**) and **GreenEnergyCoin** (hereinafter - **GEC**) tokens produced on the basis of the Ethereum blockchain, which will be sold both under direct contracts and through cryptocurrency exchanges.

## GreenEnergyCoin project will raise funds through;

- Initial offer of security tokens (STO) - forms of attracting investments in the form of selling to investors issued by security tokens **OTI Equity Token (OTI token)**, ie the transfer to investors of the Company's securities, which offers the same benefits as traditional securities such as convertible bonds, shares, voting rights and dividends. Since the technology behind security tokens is blockchain, the benefits of which are more numerous.
- Attracting investments in the form of selling to investors the issued GreenEnergyCoin tokens (GEC token), which will be secured; digital assets of OFEK Technology Inc, USA - OTI Equity Token (OTI token). Which is issued on the basis of securities of OFEK Technology Inc. - CONVERTIBLE PROMISSORY NOTE that comply with US law, SEC (The United States Securities and Exchange Commission) rules and regulations; Reg. D and Reg. S.  
OTI Equity Token is a completely new security token, which includes all the necessary requirements for security tokens in accordance with US law and of the rules SEC (Securities and Exchange Commission), USA.  
Also GreenEnergyCoin (GEC token), secured by generated electricity.

## Objectives of the project:

- Creation of a competitive and highly profitable enterprise that will generate electricity from renewable sources.
- Construction and commissioning of new solar power plants based on the introduction of innovative and advanced technologies.
- Continuous increase in the capacity of solar power plants.
- Meeting the demand of electricity consumers.

## 2. MARKET REVIEW

In the coming decades, we expect the transfer of the whole world economy to the new energy strategic that is phased replacement of the traditional energy resources by the ecologically safe renewable energy source. Directive # 2009/28 / EC establish the liability of the EU countries to achieve by 2020 the 20% share of renewable energy in gross energy consumption in Europe. By 2025, in the EU, it is planned to install 131 GW of solar photovoltaic power. By 2030, achieve the target of 600 GW.

### 2.1. Renewable Energy Market.

Energy systems around the world are undergoing significant changes, many of which are related to targeted governments' policies aimed at moving to low-carbon energy sources, reducing air pollution, ensuring energy independence and security, reducing costs and increasing energy efficiency.

Other changes are dictated by external factors, including the expansion and globalization of the world energy market and deep social transformation in connection with the spread of information and communication technologies in everyday life.

For many years in the world there has been a constant and sharp increase in the number of renewable energy capacities.

Renewable energy sources (**RES**) refers to the energy of the sun, water, wind, biomass and takes an increasing share in the world energy balance as well as becomes more important in the social and economic development of more than 100 States implementing large-scale programs in the field of renewable energy.

Experts identify five main reasons for the intensive development of this sector:

- the focus of many countries on the transition to clean energy,
- including commitments to reduce the production of greenhouse gases to prevent further warming of the climate;
- the growing demand for electricity around the world, primarily in the developing countries, where there is an active growth of industrial production, as well as concern of the governments of these countries about the environmental situation and the lack of their own traditional mineral resources;
- the desire of many small countries to be independent from the energy import,
- the price increase for the traditional fuel types;
- the constantly decreasing cost of energy production from the ecologically clean sources.

### 2.2. The world market of renewable energy.

In accordance with the statistical report released by IRENA in 2020, the total installed capacity of renewable energy facilities in the world was 991 GW.

In accordance with the IEA report on the evaluation of progress in the implementation of renewable energy technologies in the world Tracking Clean Energy Progress, world energy production from renewable sources increased by 30% in 2017-2020. In 2021, the generation of renewable energy increased from 6% to 24% of the world's total energy generation

The BNEF report "Global Trends of Investing in Renewable energy sources (RES) Development" says that in 2021, 138.5 GW of new renewable energy facilities were commissioned, which is 9% more than in the previous year, while the share of electricity coming from renewable energy sources, except for large hydroelectric power plants, increased from 10.3 to 11.3%, which helped to prevent the release of approximately 1.7 gigatonnes of CO<sub>2</sub>.

The volume of investments in the development of renewable energy sources was approximately twice vs. investment in the extraction of fossil fuels, and accordingly the new renewable energy sources account for 55% of the total number of installed power capacities. The total volume of investments amounted to 241.6 billion US dollars (excluding large hydroelectric power stations) and became the lowest indicator since 2013. This was made possible by lowering the amount of costs: the total cost of producing each MW of energy in dollar terms for solar and wind power plants

decreased by more than 10%.

### 2.3. Prospects for renewable energy in the world.

Energy production from renewable sources is expected to grow by 36% in 2015-2021. (the world's fastest growth rate) to 7,650 TWh in 2022, according to the IEA report on progress in the implementation of renewable energy technologies in the world Tracking Clean Energy Progress 2017.

Based on the New Energy Outlook 2017 report published by BNEF , the three quarters of the total world investment amounting to 10.2 trillion US dollars in electricity technology until 2040 will be financed for the development of renewable energy sources, including energy storage technologies. It will be possible due to the the production cost decrease. 72% of this investment will be spent to the development of solar and wind power.

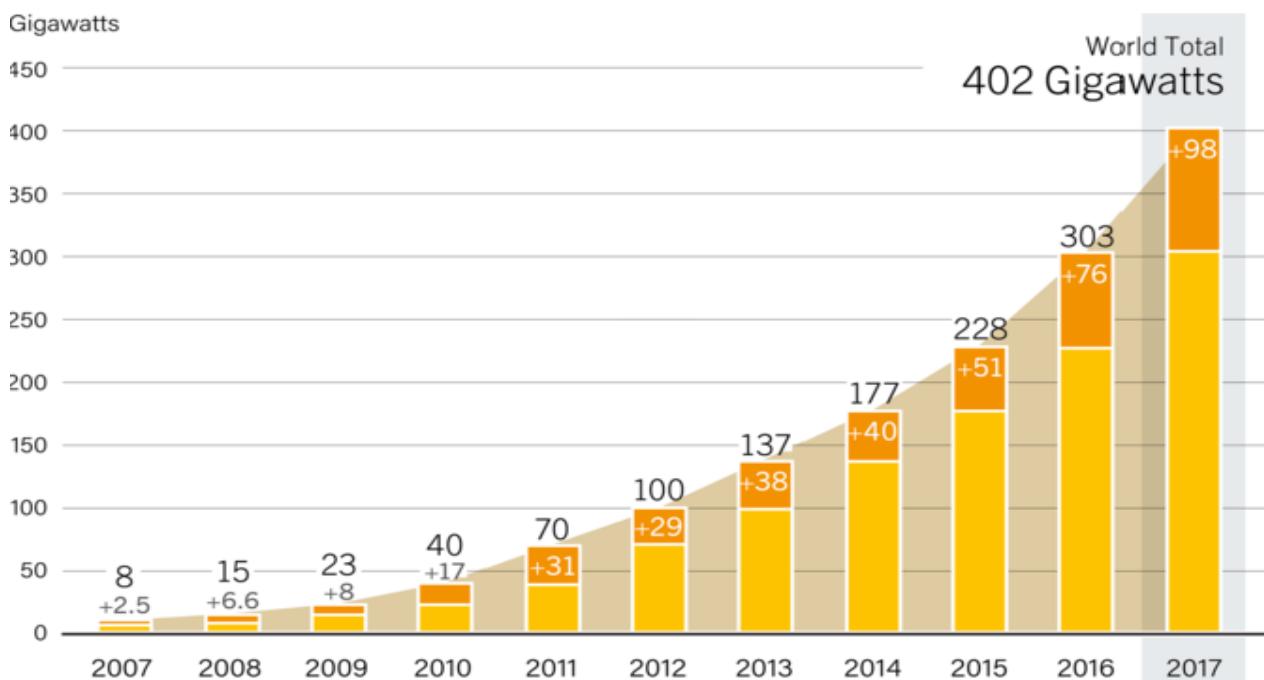
### 2.4. The market of solar energy.

The year 2017 became a landmark for solar photovoltaic (PV): the world produced more power from solar energy than from any other type of energy-generating technology. More solar energy was obtained than the net power of fossil fuels and nuclear energy combined.

In 2017, solar photovoltaic energy was the main source of new capacity in several major markets, including China, India, Japan and the United States.

On a global scale, more than 98 GWh of solar photovoltaic power (including off-grid power) was produced. This produced solar power increased the total world capacity by one third with total amount of 402 GW. In average, every hour in the world more than 40,000 solar panels were installed.

Table № 1



In 2000, a renewable energy support program (RES) was launched in Germany. By 2016, more than 127 countries of the world use such programs.

As can be seen from the graph above, the total installed capacity of SPP in the world increased from 1.4 GW in 2000 to 237.3 GW by 2015 - an increase of 170 times in 16 years!

With the increase of the SPP capacity, the cost of their construction has decreased from \$ 5,000 per 1 kW up to \$ 700 per kW, i.e. almost by 4.5 times. Nevertheless, the solar power industry continues to grow, fixing new records every year.

For the most part, the main goal of national policies in the sphere of RES stimulating is to achieve a certain share of RES in the total balance of electricity generation (from 5 to 30%). In a number of

SPP, that the share of renewable energy sources should increase in the structure of final consumption (from 10 to 20%). Croatia, is a successful example of the use of "green" energy. In 2016, renewable sources provided 29% of the total energy consumed by the country. The main contribution was made by 26 hydroelectric stations, and solar and wind stations gave 5% of electricity produced.

## 2.5. Market trends.

According to the report of the International Energy Agency, as of 2016, energy from the use of solar photovoltaic systems accounts for about 1.8% of global electricity consumption and 4% of consumption in Europe. According to Energytrend, in 2018, countries such as China, the United States, Japan and India will have 75% of the new world solar power generation capacity.

## 2.6. Global trends.

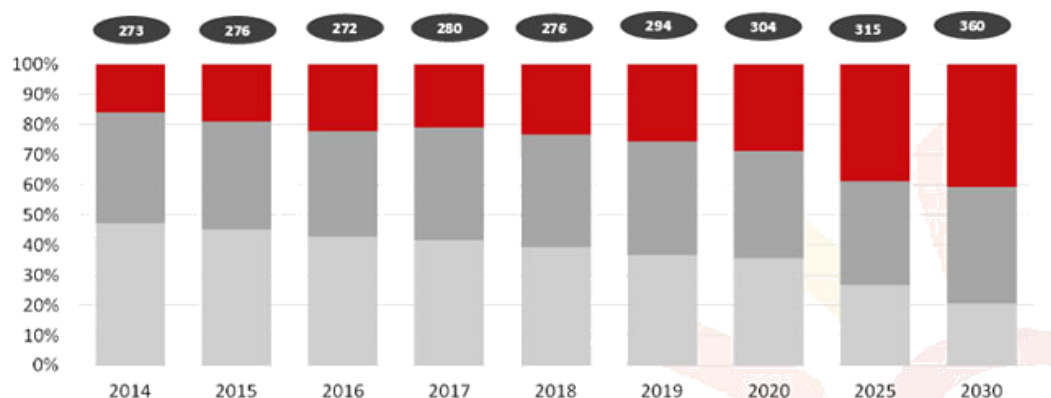
According to IEA forecasts, until 2022 the total capacity of renewable energy sources will be increased by more than 920 GW, which is 3 times higher than in 2016. The wind and the sun will represent more than 80% of the global growth of the renewable energy market over the next five years.

Solar generation is expected to increase from current less than 1% of the world's total electricity production to more than 10% (cumulatively more than 1800 GW capacity) by 2030.

It is expected that in the future solar energy will grow most rapidly: in the next 20 years, the total revenue from this industry is expected at \$ 5 trillion. According to the long-term forecast of Bloomberg New Energy Finance (BNEF) New Energy Outlook 2016 (NEO 2016) the investments in solar energy around the world will amount circa to 3.4 trillion US dollars till 2040.

Table № 2

### The rate of expansion of energy capacity in the world (GW)



The red area is solar PV power, the dark gray area is other sources of renewable energy, the light gray area is the traditional fuel energy. (according to Bloomberg New Energy Finance, Deutsche Bank, Canadian Solar)

## 2.7. Regulatory tendencies.

Transition from "green" tariffs to competitive auctions and long-term agreements on the purchase of electricity for utilities.

Intensification of the growth in the number of SPP and the increase in the share of the energy generated by them in the overall balance sheet is a task that is being solved at the level of state policy. Generally, the cost of generation based on renewable energy exceeds the cost of energy from traditional sources, and it is possible to bring new players to the market only with the systematic support of states. Over the past 10 years the leading positions in power generation based on SPP belonged to Germany and Italy, but thanks to the implementation of large-scale programs to stimulate solar energy, the list of leaders has been replenished by countries such as China, the United States and Japan.

The policy of stimulating the use of renewable energy exists in 85 countries. Moreover, programs in this area are being developed both at the national level and at the level of individual regions and territories. Typology of measures varies from preferential tariffs and credits to training and internships for specialists.



## 2.8. Blockchain technologies in the electric power industry.

Technology "Blockchain " can be successfully applied also in the electric power sector:

- Decentralized storage of transaction data increases their level of protection and provides a higher degree of independence from a single body that performs centralized administration\management.
- "Blockchain" technology will make it easier to make payments using crypto-currencies, digitizing contracts, managing digital content, verifying transactions, executing trading operations, and introducing smart contract in the energy sector.
- New decentralized business models based on blockchain technology no longer require third-party intermediaries, while producers and consumers will interact directly.
- Blockchain technology can facilitate the implementation of transactions in the energy sector when trading electricity, which is delivered through network infrastructure facilities.
- The "Blockchain" technology can provide the basis for the creation of a decentralized energy supply system.
- "Blockchain" technology can radically simplify the complex, multilevel system that exists today, in which electricity producers, transmission network operators, distribution network operators and electricity suppliers carry out transactions at different levels.
- "Blockchain" technology, can signal the power supply system when it is necessary to initiate transactions. The system will function in accordance with pre-established rules, the purpose of which is to ensure the control of all electricity flows intended for transmission and storage in an automatic mode in such a way as to balance supply and demand.
- Decentralized storage of all transaction data in the chain of blocks will ensure reliable reflection and storage of information on all electricity flows and business transactions based on the use of the electricity distribution register.

## 3. PROJECT DESCRIPTION

### 3.1. The essence of the project.

Solar energy (Photoenergy) is a branch of energy that considers the conversion of solar energy into electrical energy due to the internal photoelectric effect.

The project is focused on the construction of network solar power plants (SPP) in Croatia to sell electricity to a centralized network without intermediate accumulation.

Electricity is sold to consumers by connecting power plants to existing power grids.

In the process of implementing the project, it is planned to provide electricity generation on the basis of renewable sources.

To this end, at the first stage, it is planned to build three (3) solar power plants:

Solar power plant	- "South Adriatic-I": 15 MW,
The solar power plant	- "North Adriatic-I": 35 MW,
Solar power plant	- "South Adriatic-II": 100 MW.
<u>Total power: 150 MW.</u>	

The total electricity capacity will be: **359 635 002.26** kilowatts per year.

The total cost of the project is: **€140 000 000.**

The project implementation period is: **5 years.**

The payback period is: **3 years.**

The project will be funded by investments raised through STO and ICO through token passes: **OTI Equity Token (OTI)** and **GreenEnergyCoin (GEC)**, issued on the basis of the Ethereum blockchain and which can be freely exchanged on existing crypto exchanges or for fiat money.

ICO (Initial Coin Offering) will take place in one stage:

- Public sale (ICO) - sale of **GreenEnergyCoin (GEC token)** tokens at full cost.

STO (Initial Security Token Offering) will take place in two stages:

- Pre-sale of **OTI Equity Token (OTI)** tokens with a 30% discount. The total amount to be received from the Pre-sale is: **€16,000,000.00**.
- Public sale - of **OTI Equity Token (OTI)** tokens at full cost. Total amount to be received from STO: **€125,000,000.00**.

Financed funds received from the sale of tokens are planned to be used to finance the implementation of the project.

The GreenEnergyCoin project is not limited to the construction of only three (3) solar power plants in Croatia. As the project "GreenEnergyCoin" is focused on the permanent increase of solar power plants as well as the increase of the produced and sold electricity.

In the foreseeable future, it is planned to expand the network of solar power plants in the Balkans, as well as to build a network of solar power plants of various capacities in Croatia, Montenegro.

Development of the project at the expense of the assets of the companies included in the **Stichting OFEK Hi-Tech Investment Foundation** holding, as well as the additional emission of tokens. The size of the additional emission of tokens will strictly correspond to the additional amount of electricity produced.

### 3.2. Project realization stages.

Any Implementation of investment projects related to capital construction requires the adoption of measures to purchase, lease, prepare land for construction, conduct engineering surveys, develop project documentation for the construction or reconstruction of buildings and structures, and actually the construction of buildings, structures and facilities infrastructure.

Each project related to capital construction, before its implementation shall have the expert's evaluation.

First of all, it is necessary to establish the technical and financial plan. The technical realization of the project is related to the availability or possibility of providing the project with construction and related materials, machinery and equipment; with the presence in the construction zone (project implementation) of the necessary infrastructure (roads, communication lines, energy supply, etc.) Necessary equipment purchase takes place during the entire SPP construction period, that is during 2022-2023.

Table 4, Table 5 and Table 6 detail the stages and timing of the project's implementation:

Table №4

Description	Starting
Solar power plant 100 MW " South Adriatic -II"	2024
Solar power plant 35 MW " North Adriatic-I"	2025
Solar power plant 100 MW " South Adriatic -II"	2026
Energy production by Solar power plant 15 MW / h " South Adriatic-I"	2024
Energy production by Solar power plant 35 MW / h " North Adriatic-I"	2025
Energy production by Solar power plant 100 MW / h " South Adriatic -II"	2026



### 3.3. Project main indicators.

Table 5 details the calculations and key indicators of the project:

Table №5

Line	2022 - 2023	2023- 2026
<b>Invesment</b>		
Pre-STO financing	16 000 000,00	
STO financing		124 000 000,00
<b>Total</b>	<b>16 000 000,00</b>	<b>124 000 000,00</b>
<b>Investment cost</b>		
Enerty production by Solar power plant 15 MW "South Adriatic-I"	4 403 070,57	12 214 509,08
Enerty production by Solar power plant 35 MW "North Adriatic-I"	709 118,83	30 070 853,45
Enerty production by Solar power plant 100 MW " South Adriatic -II"		92 602 448,08
<b>Total</b>	<b>5 112 189,39</b>	<b>134 887 810,61</b>

Table №5.1.

Production volume (KWh/hour)	2022	2023	2024	2025	2026
Enerty production by Solar power plant 15 MW / h "South Adriatic-I"	24 951 699,50	37 571 144,00	37 571 144,00	37 571 144,00	37 571 144,00
Enerty production by Solar power plant 35 MW / h "North Adriatic-I"	38 507 478,75	70 326 009,00	70 326 009,00	70 326 009,00	70 326 009,00
Enerty production by Solar power plant 100 MW / h " South Adriatic -II"	136 041 947,73	253 655 902,55	253 655 902,55	253 655 902,55	253 655 902,55
<b>Total</b>	<b>199 501 125,98</b>	<b>361 553 055,55</b>	<b>361 553 055,55</b>	<b>361 553 055,55</b>	<b>361 553 055,55</b>
<b>Unit price (produced enery)</b>					
Enerty production by Solar power plant 15 MW , "South Adriatic-I"	0,25	0,25	0,25	0,25	0,25
Enerty production by Solar power plant 35 MW, "North Adriatic-I"	0,25	0,25	0,25	0,25	0,25
Enerty production by Solar power plant 100 MW, " South Adriatic -II"	0,25	0,25	0,25	0,25	0,25
<b>Sales volume (EURO)</b>					
Enerty production by Solar power plant 15 MW, "South Adriatic-I"	6 237 924,88	9 392 786,00	9 392 786,00	9 392 786,00	9 392 786,00
Enerty production by Solar power plant 35 MW, "North Adriatic-I"	9 626 869,69	17 581 502,25	17 581 502,25	17 581 502,25	17 581 502,25
Enerty production by Solar power plant 100 MW, " South Adriatic -II"	34 010 486,93	63 413 975,64	63 413 975,64	63 413 975,64	63 413 975,64
<b>Total</b>	<b>49 875 281,50</b>	<b>90 388 263,89</b>	<b>90 388 263,89</b>	<b>90 388 263,89</b>	<b>90 388 263,89</b>
<b>Staff salaries. Total</b>	<b>3 840 000,00</b>	<b>6 048 000,00</b>	<b>6 048 000,00</b>	<b>6 408 000,00</b>	<b>6 408 000,00</b>
<b>General Overheads</b>					
General administrative cost	37 935,60	38 670,00	38 670,00	38 670,00	38 670,00
Production cost	379 356,48	386 699,76	386 699,76	386 699,76	386 699,76
Sales cost	37 935,60	38 670,00	38 670,00	38 670,00	38 670,00
Advertisment cost	17 703,36	18 045,96	18 045,96	18 045,96	18 045,96
Marketing cost	30 348,48	30 936,00	30 936,00	30 936,00	30 936,00
Reseach and Development	303 485,16	309 599,88	309 599,88	309 599,88	309 599,88
Public utilities cost	75 871,32	77 460,00	77 460,00	77 460,00	77 460,00
Insurance	151 024,68	153 933,72	153 933,72	153 933,72	153 933,72
Other cost	75 871,32	77 340,00	77 340,00	77 340,00	77 340,00
<b>Total</b>	<b>1 109 532,00</b>	<b>1 131 355,32</b>	<b>1 131 355,32</b>	<b>1 131 355,32</b>	<b>1 131 355,32</b>
<b>Gross profit</b>	<b>49 875 281,50</b>	<b>90 388 263,89</b>	<b>90 388 263,89</b>	<b>90 388 263,89</b>	<b>90 388 263,89</b>
<b>Fixed overheads</b>	<b>4 949 532,00</b>	<b>7 179 355,32</b>	<b>7 179 355,32</b>	<b>7 179 355,32</b>	<b>7 179 355,32</b>
<b>Taxes</b>	<b>0</b>	<b>0</b>	<b>0</b>	<b>0</b>	<b>0</b>
<b>Net income</b>	<b>44 925 749,50</b>	<b>83 208 908,57</b>	<b>83 208 908,57</b>	<b>83 208 908,57</b>	<b>83 208 908,57</b>

### 3.4. Investments and its implementaiton.

The total amount needed to implement the GreenEnergyCoin project is: 140,000,000 EUR.  
The new project will be financed through funds attracted through the new GreenEnergyCoin (GEC) tokens, issued on the basis of Ethereum blockchain (Table 6):

Investment payment time schedule

Table №6

Description	2022	2023	2025	2026
Pre-ICO financing	16 000 000,00			
ICO financing		124 000 000,00		
<b>Total</b>	<b>16 000 000,00</b>	<b>124 000 000,00</b>		

The total amount needed to implement the GreenEnergyCoin project is: 140,000,000 EUR.  
The project will be financed through the investments attracted through the greening of GreenEnergyCoin (GEC) tokens, issued on the basis of Ethereum block (Table 6):

Investment allocation .

Table №7

N	Description	Cost in EURO
	<b>GreenEnergyCoin</b>	
1	<b>GreenEnergyCoin</b>	
2	<b>Enerty production by Solar power plant 12 MW / h " South Adriatic-I"</b>	
3	Design work	921 240,00
4	Construction works	3 031 577,90
5	Equipment and materials (production and delivery)	8 918 220,00
6	Additional equipment and materials	525 793,99
7	Connection to the Electricity network	935 230,40
	<b>Total</b>	<b>16 508 476,70</b>
8	<b>Enerty production by Solar power plant 27 MW / h " North Adriatic-I"</b>	
9	Design work	2 072 790,00
10	Construction works	4 246 913,15
11	Equipment and materials (production and delivery)	20 038 880,17
12	Additional equipment and materials	1 156 746,77
13	Connection to the Electricity network	2 064 441,61
	<b>Total</b>	<b>30 838 054,90</b>
14	<b>Enerty production by Solar power plant 77 MW / h " South Adriatic -II"</b>	
15	Design work	5 911 290,00
16	Construction works	12 000 927,27
17	Equipment and materials (production and delivery)	56 648 490,75
18	Additional equipment and materials	3 237 194,40
19	Connection to the Electricity network	5 887 481,63
	<b>Total</b>	<b>92 047 422,92</b>
20	Testing of three power solar plant	606 045,49
	<b>Total</b>	<b>140 000 000,00</b>

### 3.5. Product Features

*Electricity* is a physical term widely used in engineering and at home to determine the amount of electrical energy that a generator generates in an electrical grid or is received from a network by a consumer.

The basic unit for measuring the generation and consumption of electrical energy is kilowatt-hour (and multiples thereof). For a more accurate description, parameters such as voltage, frequency and number of phaSPP (for alternating current), nominal and maximum electric current are used. Electric energy is also a commodity that participants in the wholesale market (energy sales companies and large wholesale consumers) from the generating companies acquire, and retail market participants from energy sales companies. The price of electricity in international trade is usually expressed in euro cents per kilowatt-hour, or in euros per one thousand kilowatt-hours (1Megawatt per hour).

Produced electricity, according to the project GreenEnergyCoin (GEC) (Table No. 8).

Description	Unite	Capacity
Energy production by Solar power plant 15 MW / h "South Adriatic-I"	KWt/hour	15 000 000
Energy production by Solar power plant 35 MW / h "North Adriatic-I"	KWt/hour	35 000 000
Energy production by Solar power plant 100 MW / h " South Adriatic -II"	KWt/hour	100 000 000

### 3.6. Competitiveness.

The fuelless generation of electric energy is a pledge of high Competitiveness of SPP.

High competitiveness of solar energy is associated with the following factors:

- absence of payment for negative impact on the environment;
- high ecological compatibility of the production method, due to which there are no restrictions on operation and site selection;
- Absence of waste, in particular discharges to water bodies and emissions into the atmosphere, the possibility of selling electricity directly to enterpriSPP , bypassing intermediaries;
- Rapid development of solar energy in the world and a rapid decrease in the cost of components, in particular solar panels;
- minimum staffing requirements, which allows to work in automatic mode;
- the possibility of using existing electricity transmission lines;
- Low level of losSPP in DC vs. the losSPP in alternating current (AC);
- Low level of complexity and labor cost during installation and operation of solar panels.

## 4. Production plan.

### 4.1. The energy system of Croatia.

The Croatian energy system includes installations for the production, transmission and distribution of electricity in the territory of the Republic of Croatia.

For security reasons, the quality of supply and exchange of electricity, the Croatian energy system is interconnected with the systems of neighboring countries and, together with them, is linked to the synchronous network of continental Europe.

Customers in Croatia are supplied with electricity from power plants in Croatia, from power plants built in neighboring countries for Croatia's needs, and with electricity purchased from abroad.

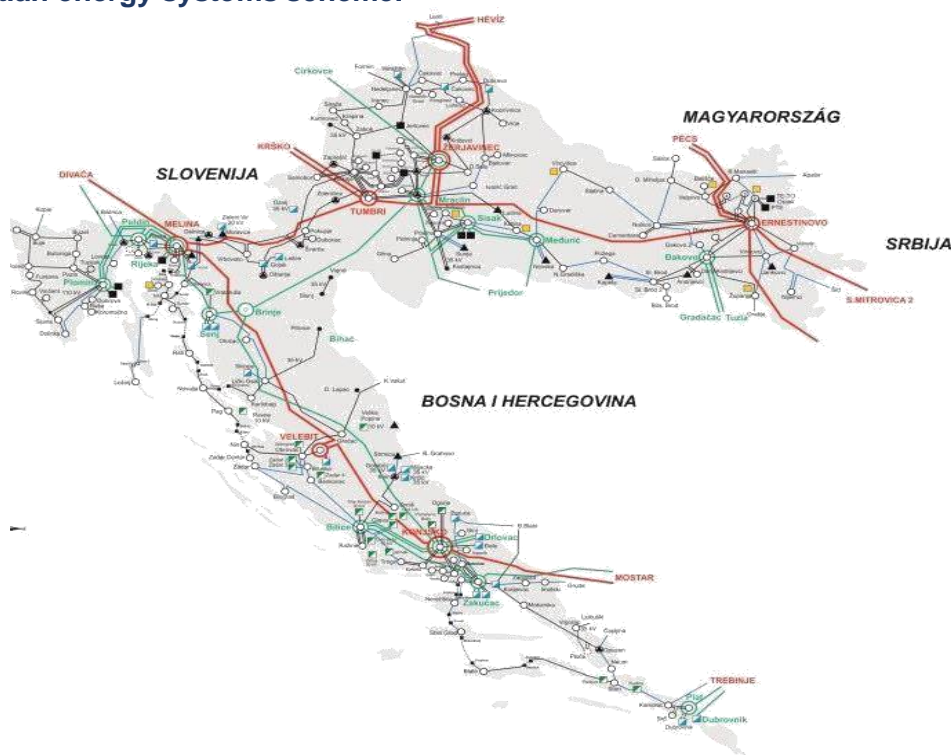
By its size, the Croatian energy system is one of the smallest energy systems in Europe.

Due to its geographic location and location of generating facilities, electricity is transported for most of the year from south to north and vice versa, and from north to east.

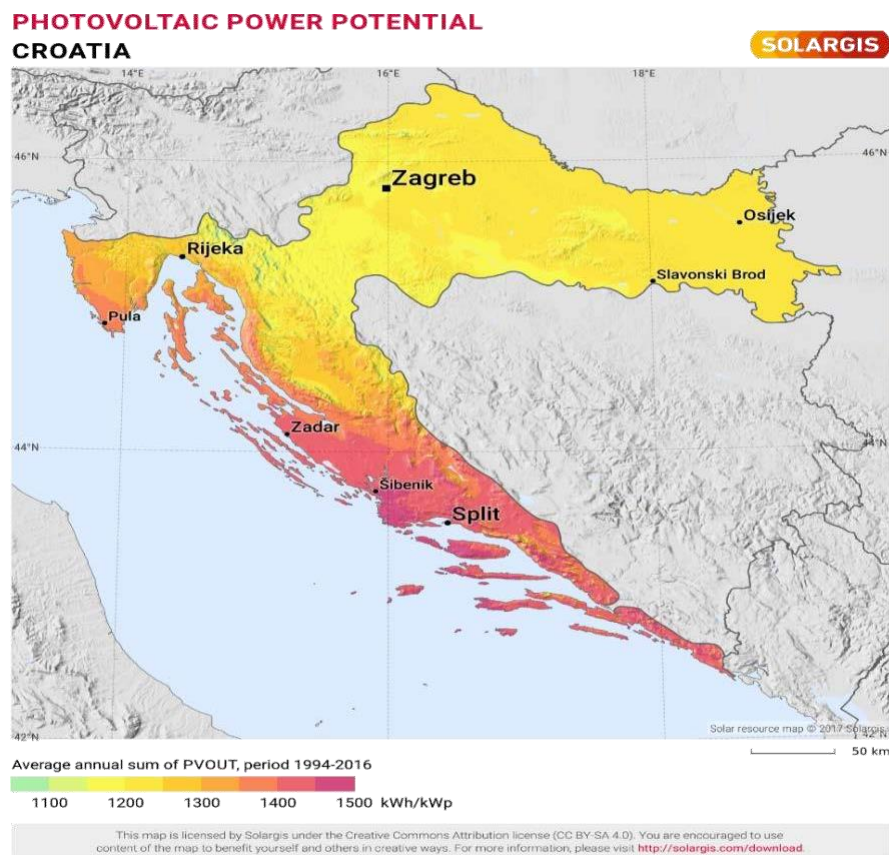
With the commissioning of the newly built substation 400/220/110 kV Geravinets and the restored substation Ernestinovo 400/110 kV, the capacity, safety and reliability of the power system have increased significantly, especially in its north-western and eastern parts.

By reconnecting the synchronous zones of UCTE 1 and 2, the Croatian power system again became a transit system. The Croatian energy system is the HOPS control area. Together with the Slovenian energy system and the energy system of Bosnia and Herzegovina, it is a control unit of SLO-HR-BIH in the ENTSO-E association.

#### 4.1.1. Croatian energy systems scheme.

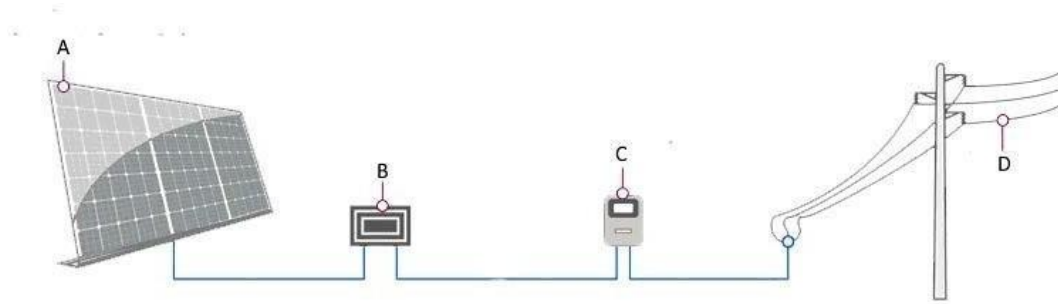


#### 4.1.2. Map of the zones of solar activity in Croatia.



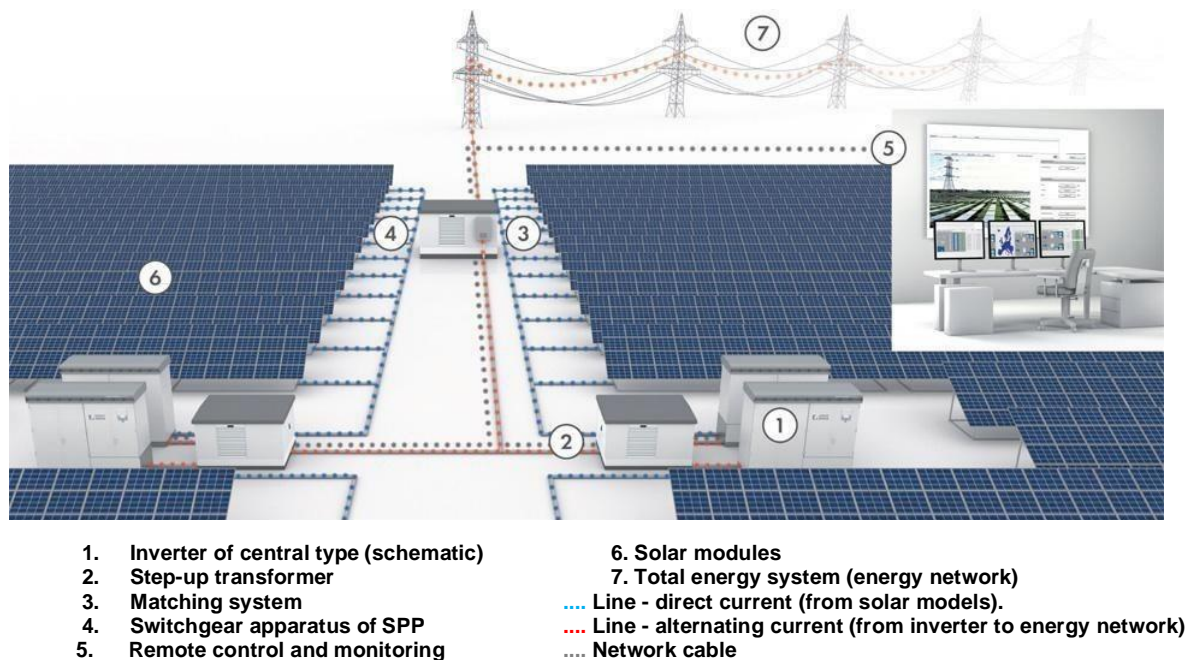
## 4.2. Technological new decisions (issues).

### 4.2.1 Energy production scheme.



The solar radiation incident on the solar panels (A) due to the internal photoelectric effect is converted into electrical energy - DC (DC). Solar panels mounted on supporting structures are connected by serial lines and generate a direct current with a voltage of up to 1000 V. The solar panel rulers are connected in groups to inverters (B). The control meter of the electric power transmitted to the common network (C).

Solar network inverters convert DC to AC with a voltage of 380 V. If necessary, boosters increase the voltage to the level equal to the voltage in the centralized network (D) at the connection point.



Electricity from solar panels is sold to a centralized network by a special "Green" tariff or consumed, replacing electricity from the grid.

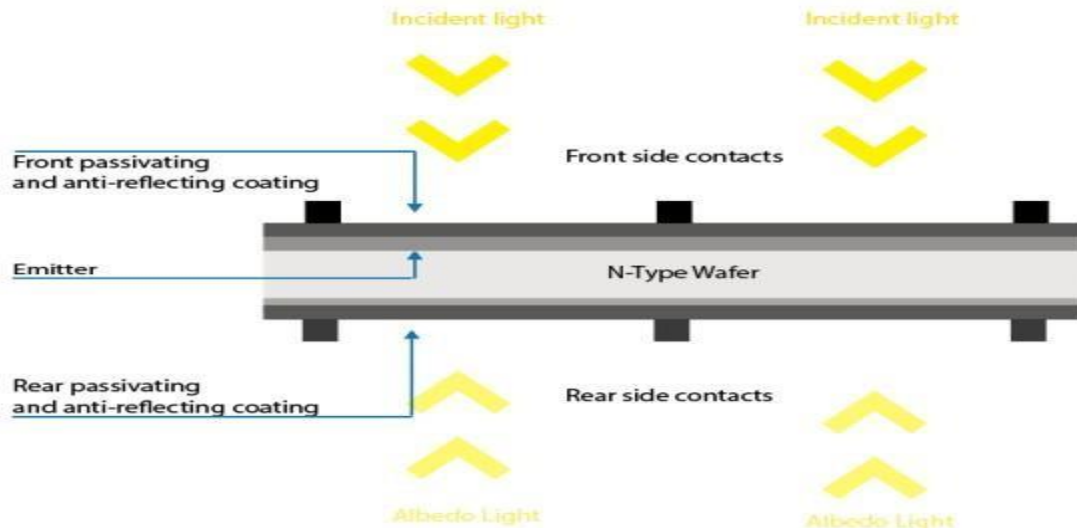
The tariff for electricity Feed-in-Tariff (FiT), is a tool for return on investment and profit for solar power plants.




## Key Features and the technology used.

The use of advanced bifacial technology.

Bifacial technology is designed from superior silicon for improved wafer technology and cell efficiency. The bifacial cell has both front and rear contacts which allow for the collection of light from both sides.



Bifacial solar cells produce energy from light that strikes both sides of the PV module. The result is increased power output at a lower cost. These n-type monocrystalline cells are designed from superior silicon for improved wafer technology and cell efficiency. The module is laminated in a transparent durable glass and Bifacial. The increased power from the backside of the panel can be up to 30% more than a standard module on fixed installations and an extra 20% with a tracker.



Using Bifacial technology, we want to guarantee the success of our customers and partners. Bifacial technology it provides the opportunity to increase power output at lower cost and requires less surface area. Bifacial have the same inverter replacement costs and can produce up to +49.8% more energy with an optimized configuration resulting in additional energy, additional revenue and a possible 50+ year life span.



### 4.3. Solar station equipment

#### 4.3.1. Supporting structure.

The solar panels are placed on a support structure made of Anodized Al. and which allows you to adjust the angle of inclination of solar panels to the horizon. Support structure, supplied by the manufacturer, complete with solar panels. Warranty: 30 years. Service life is 50+ years.



#### 4.3.2. Solar panels.


Bifacial modules are long lasting with a potential 50+ year life span, with 30 years warranty and thus have a lowered Levelized Cost of Energy (LCOE). This, along with increased kWh produced per Wp, reduces project cost and allows bifacial to compete directly with the grid



#### 4.3.3. Inverter system.

Inverters play an important role in converting electricity produced by a solar power system. Solar panels produce direct current (DC) electricity. Inverters convert the DC electricity to alternating current (AC) electricity.

There are two types of inverters used in solar installations today: micro inverter and string inverters. Micro inverters convert electricity from one panel, whereas string inverters convert electricity from multiple panels or a string of panels.



For each of these options there are pros and cons. Therefore, the decision on the use of type inverters, the project team will take with the manufacturer of solar panels, and taking into account the recommendations of the manufacturer of solar panels.

#### 4.3.4. Monitoring system.

To monitor the parameters of the SPP and its individual components, prompt detection of deviations and malfunctions, as well as to prevent accidents and shutdowns, an automated monitoring system is used. It complements the inverter system and collects data on the operation parameters of all the main components of the SPP , as well as their storage, which may exceed 20 years.

The main functional capabilities implemented by the monitoring system include:

- Real-time monitoring of all equipment;
- the ability to analyze and compare the performance of different units energy systems, analyze data obtained during of SPP work;
- compare indicators of individual components in the system, diagnosing faults and establishing their causes;
- emergency alarms about emergency situations and any deviations from preset parameters;
- availability of an interactive energy facility map with a detailed information on the location of its components, the ability to quickly navigate and indicate the occurrence of malfunctions
- export monitoring results to third-party programs, to a web page and output to print;
- access to the monitoring system is carried out both through the browser from any computer that is connected to the Internet, and through specialized software.
- In addition, it is possible to monitor the operation of SPP using mobile devices - smartphones and tablet computers

Thus, during the operation of the SPP the monitoring system provides:

- keeping records of the amounts generated, consumed and delivered to the general Electricity network;
- operative detection of equipment malfunctions and deviations from normal operation mode;
- prediction of the probability of failure of components;
- SPP and related problems scheduling maintenance, repair and replacement of equipment, based on statistical data for past reporting periods.

The **Huawei Smart Logger Data Communication Center** is designed to monitor and manage solar power plants. It unites all ports, converts protocols, collects and stores data and centrally controls and maintains the solar energy generation system as a whole.

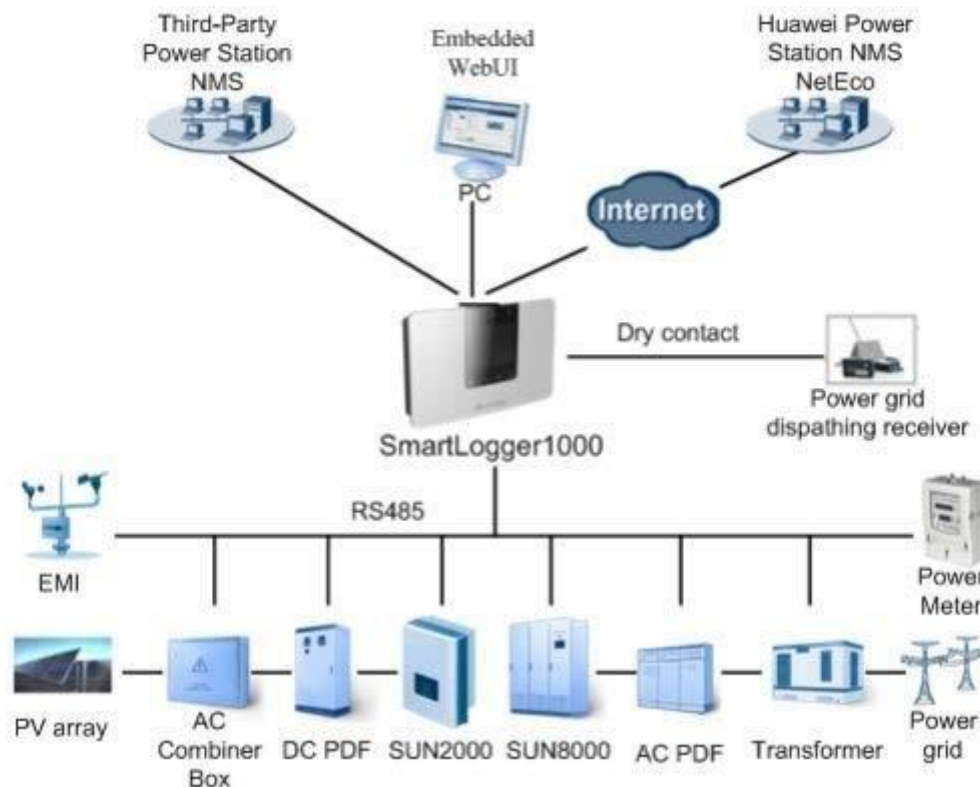
**Huawei Smart Logger Data Communication Center** - used in solar power plant systems:

**Smart Logger** can monitor Huawei's network inverters, automated AC distribution boards, PID controllers, and other devices.

**Smart Logger** supports third-party devices such as inverters, environmental monitoring devices, automated AC distribution boxes, box-type transformers and smart meters that use the standard Modbus protocol or are equipped with RS485 ports.

**Smart Logger** can simultaneously connect to the network management systems of both Huawei production and third-party manufacturers using the Modbus-TCP and IEC104 protocols.

*The architecture of the system controlled by Huawei Smart Logger:*



#### Features of **Huawei Smart Logger Data Communication Center**:

- centralized control of up to 80 devices;
- the ability to view information about the solar power plant, devices and system errors, set parameters and control devices using the LCD screen;
- possibility to control and control the solar energy generation system through the built-in WEB-interface, for example, viewing real-time information about the power plant, devices, system errors and setting the parameters of devices in the remote mode;
- network management capability: active power reduction and reactive compensation;
- Intelligent control, automatic scanning and identification of Huawei inverters, automated switchboards, conversion of protocols from third-party devices;
- support for access from third-party devices that operate with the standard Modbus-RTU protocol;
- automatic assignment of the RS485 address to the connected inverters, as well as the ability to assign the address manually, for example, based on the physical location of the inverters, to simplify the setup and maintenance;
- possibility of remote adjustment of inverter parameters and synchronization of parameters of parallel connected inverters;
- Ability to connect to Huawei NetEco or to similar third-party network management systems simultaneously using Modbus-TCP and IEC104 for remote device management.
- Ability to access third-party network management systems using FTP protocol;
- Ability to send reports on electricity generation to e-mail.



#### 4.3.5. Existing SPP appearance



#### 4.3.6. Ecological issue.

Solar energy is a direction of alternative energy, which is based on the direct application of solar radiation in order to generate energy. Solar energy is a renewable energy source, it is "environmentally friendly", not producing waste in the process of use. The production of energy by solar power plants is perfectly combined with the concept of distributed energy production.

In the process of production of photocells, the amount of contamination does not exceed the permissible level for manufacturing enterprises of the microelectronic industry. Photovoltaic cells have a prescribed lifetime, which is 30-50 years.

The operation of solar power plants is complete safety for the environment, improves the ecological state in the region of operation and reduces CO<sub>2</sub> emissions. Lack of harmful emissions, vibrations and noise, as well as the absence of dangerous electromagnetic fields, high temperatures and influence on the atmosphere.

Renewable energy sources, such as solar power plants, are real ways to protect against climate change without creating new threats to the modern world.



## 5. PROJECT TEAM

The project team consists of: specialists in the field of innovative technologies, engineers and technologists, managers, economists who have experience in the energetic sector of economy and finance;

### **PROJECT MANAGEMENT:**



**Mr. Arkadi Priymak**  
**CSO**  
**(Chief Strategy Officer)**



**Mr. Sergii Ivanov**  
**CEO**  
**(Chief Executive Officer)**



**Mr. Aliaksandr Samoila**  
**CCO**  
**(Chief Councilors Officer)**



**Mr. Milan Markovic**  
**CTO**  
**(Chief Technical Officer)**



**Mr. Mr. Anthony Meyers**  
**COO**  
**(Chief Operating Officer)**



**Mrs. Nataly Viardo**  
**CMO**  
**(Chief Marketing Officer)**

## **OUR PARTNERS:**



### **OFEK HI-TECH INVESTMENT FOUNDATION.**

**11C10, Stadionstraat, Breda 4815NC, Netherlands.**

Initiator of the project "GEC GREENENERGYCOIN". The issuer of the Utility token is GreenEnergyCoin (GEC token). Strategy and development of the "GEC GREENENERGYCOIN" project.

### **OFEK TECHNOLOGY INC.**

**8 The Green, STE A Dover, Kent, DE 199901, USA.**

Affiliated Company of the Stichting OFEK Hi-Tech Investment Foundation. The issuer of the Security token is OTI Equity (OTI token). Development and technology transfer. Research in the field of "high-tech" technology. Provision and control over the use of technologies in the "GEC GREENENERGYCOIN" project.

### **OFEK CONSALTING D.O.O.**

**Suncana obala 152, Zelenika, Herceg Novi, 85346, Montenegro.**

Affiliated Company of the Stichting OFEK Hi-Tech Investment Foundation. Consulting and financial agent of the project. Financial and asset management of the "GEC GREENENERGYCOIN" project.

### **ALTCOINS HUB D.O.O.**

**Aleksandrova obala 33, Zelenika, Herceg Novi, 85346, Montenegro.**

Altcoins HUB d.o.o., is a partner of Stichting OFEK Hi-Tech Investment Foundation, and provides services for the sale of digital assets (listing), through its affiliated cryptocurrency exchange Altcoins HUB 2.0

### **SOHO CAPITAL GROUP S. A.**

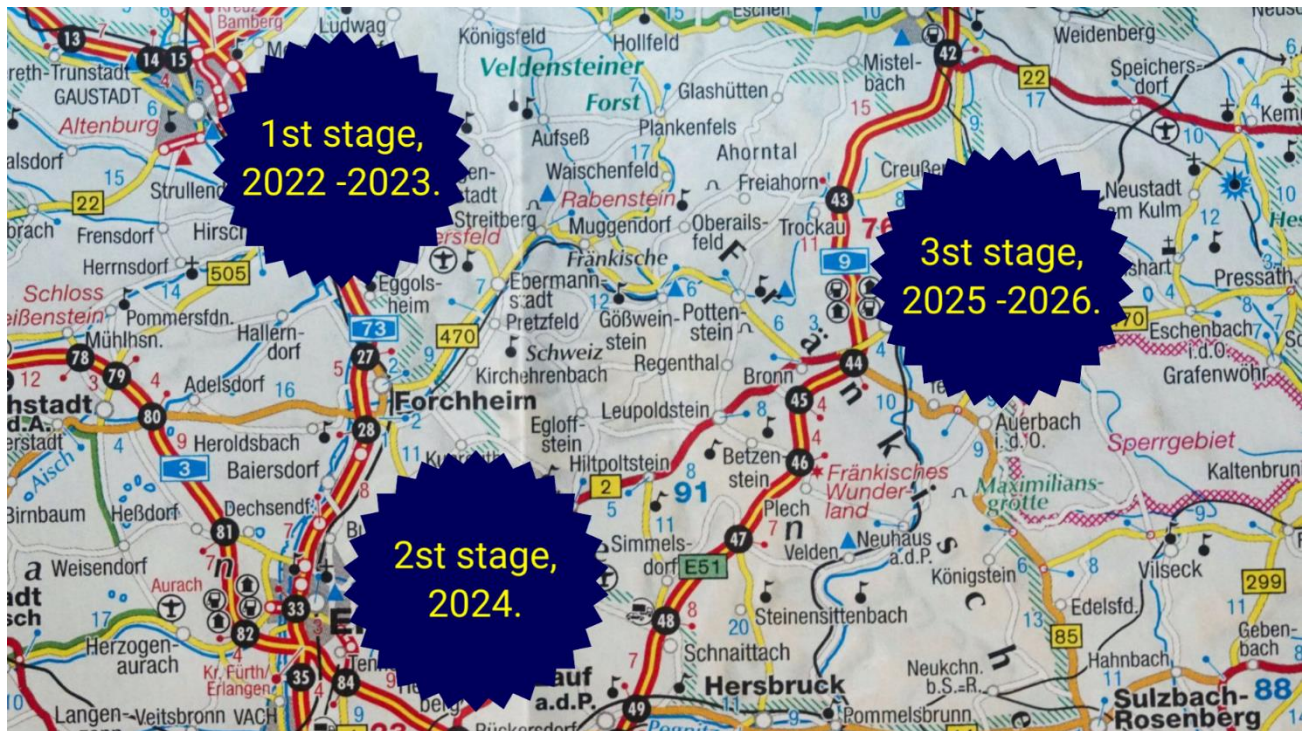
**Via Esparta, Delta Bank Building, 6th Floor, Panama City, Panama.**

Partner of the "GEC GREENENERGYCOIN" project.

Collateral for the "GEC GREENENERGYCOIN" project, collateral and support for the project with liquid assets.



## 6. ROAD MAP



### 1st stage, 2022 -2023.

- Decision-making on the creation of a project for the construction of network solar power plants (SPP) in various regions of the World. Development of the concept and business plan.
- Development of a legal and business model for the GreenEnergyCoin project (GEC) in different jurisdictions, in different regions of the World.
- Negotiation with all project participants.
- Development of a model of partnership between project participants.
- Decision on issuing its own crypto currency (token) - GreenEnergyCoin (abbreviated - CEG), and the launch of the OTI Equity Token (OTI token) to the market, in order to attract investments for the implementation of the GreenEnergyCoin project.
- Decision on the financial operator of the project of its own crypto currency (token) - GreenEnergyCoin (CEG token) and OTI Equity Token (OTI token).
- Approval of the "OFEK Consaltin d.o.o.", Montenegro - the financial operator of the project and the issuer of crypto-currency (tokens) - GreenEnergyCoin (CEG token) and OTI Equity Token (OTI token).
- Definition of favorable regions of the World, for the construction of network solar power plants (SPP).
- Decision on the construction of three (3) network solar power plants (SPP) in Croatia, with a total capacity of 116 MW per hour:
  - Solar power plant - "**South Adriatic-I**": 15 MW /h,
  - Solar power plant - "**North Adriatic-I**" : 35 MW /h,
  - Solar power plant - "**South Adriatic-II**": 100 MW /h.
- Technical and financial audit of the GreenEnergyCoin project (GEC).
- Involvement of consultants and legal consultations with authorities in Croatia on conditions and requirements for the construction of three (3) network solar power plants (SPP) in Croatia, with a total capacity of 150 MW per hour.
- Development of a project and technical documentation for the construction of three (3)

networked solar power plants (SPP) in Croatia with a total capacity of 150 MW per hour.

- Technical audit of the GreenEnergyCoin (GEC) project.
- Start the development of a business project for the construction of three (3) network solar power plants (SPP) in Croatia, with a total capacity of 150 MW per hour.
- Completion of the development of a business project for the construction of three (3) network solar power plants (SPP) in Croatia, with a total capacity of 150 MW per hour. Technical audit of the GreenEnergyCoin project (GEC).
- Start Pre-Sale OTI Equity Token (OTI token).
- Start Public-Sale OTI Equity Token (OTI token).
- Start Public-Sale GreenEnergyCoin (GEC token).
- Listing of OTI Equity Token (OTI token) and GreenEnergyCoin (GEC token) on cryptocurrency exchanges.
- Obtaining a concession of land plots for the construction of solar power plants (SPP).

## **2st stage, 2024.**

- Carrying out expert, design and exploration work in preparation for the start of construction of solar power plants. The total capacity of 150 MW : "South Adriatic-I", 15 MW, "South Adriatic-II", 100 MW and "North Adriatic-I", 35 MW.
- Supply of technological equipment for the start of construction of solar power plants. The total capacity of 150 MW: "South Adriatic-I", 15 MW, "South Adriatic-II", 100 MW and "North Adriatic-I", 35 MW .
- Start of construction of solar power plants. The total capacity of 150 MW: "South Adriatic-I", 15 MW , "South Adriatic-II", 100 MW and "North Adriatic-I", 35 MW .
- Construction, installation and commissioning of solar power plants: South Adriatic-I", 15 MW, "South Adriatic-II", 100 MW and "North Adriatic-I", 35 MW.
- Connection of of solar power plants: South Adriatic-I",
- 15 MW , "South Adriatic-II", 100 MW and "North Adriatic-I", 35 MW to the Croatian energy networks.
- Launch of networked solar power plants: South Adriatic-I", 15 MW, "South Adriatic-II",
- 100 MW and "North Adriatic-I", 35 MW in test mode

## **3st stage, 2025 - 2026**

- Starting from 01.07.2019, all three (3) grid solar power plants "South Adriatic-II", 100 MW , "North Adriatic-I", 35 MW, and "South Adriatic-I", 15 MW are fully commissioned and are under full operation with using full production capacity.
- Further operation at full capacity using the full production capacity of all three (3) grid-connected solar power plants South Adriatic-II, 100 MW, North Adriatic-I, 35 MW and South Adriatic-I, 15 MW.

## 7. Token GreenEnergyCoin (GEC).

### 7.1. GEC token of the ERC20 standard.

**GEC GreenEnergyCoin** is a blockchain project focused on the energy sector of the global economy in the field of "Green Energy" - the production of electricity from renewable energy sources.

**GEC GreenEnergyCoin** - is a product of the investment grade blockchain. It is a derivative that uses both advanced financial and industrial technologies to produce and sell a product with high demand. The product is **electricity**.

**GEC GreenEnergyCoin** is a blockchain project that organizes a community of investors who have decided to finance the construction of solar power plants (SPP) using a crowdfunding model to exploit and profit from their work. Decentralization should ensure the independence of the project, and eliminate negative factors of influence on the process of trade relations between electricity producers and its final consumers.

Decentralized and direct investments in the **GreenEnergyCoin** project will be implemented through the purchase of GreenEnergyCoin tokens (hereinafter - GEC), issued on the basis of Ethereum Blockchain, and which will be easily exchanged on existing crypto-exchange exchanges, or at fiat money. The GreenEnergyCoin token (hereinafter - GEC) is provided by electricity. The cost of one (1) token is equal to the cost of one (1) KW / h of electricity, according to the "Green Tariff";

**1GEC = € 0.10**

The GreenEnergyCoin token (hereinafter - GEC) will be released based on the Ethereum platform and fully compliant with the ERC20 standard. Support of this standard guarantees compatibility of the token with third-party services (wallets, exchanges, listings, etc.), and provides easy integration with these services. The Ethereum platform is completely support the Dapps concept due to the installed Solidity language for writing smart contracts which will be used to implement a number of functions. (payment transactions, fixing terms of disputes, payment of fees).

Issuer of the token **GreenEnergyCoin (GEC)** - **Stichting OFEK Hi-Tech Investment Foundation**,  
11 C10, Stadionstraat, Breda 4815NC, Netherlands

Issue of own tokens is caused by necessity of attraction of means for realization of the project "GEC GreenEnergyCoin", as well as the need for an internal economy that, thanks to the advantages of blockchain technology, will be based on transparent and trusted relations between all participants, thereby enabling the creation of a more efficient business model for the use of the blockchain system in the energy sector.

### 7.2. Information on the issue of GreenEnergyCoin (GEC) tokens.

Standard: <b>ERC20</b>	<i>Total tokens distribution:</i>
Description: <b>GreenEnergyCoin</b>	<b>6.5 %</b> - tokens presale (PreICO);
Symbol : <b>GEC</b>	<b>50.7 %</b> - public sale (ICO);
Nominal value: <b>1 GEC= € 0,10</b>	<b>12.0 %</b> - project team;
Total quantity: <b>2 450 000 000 GEC</b>	<b>5.0 %</b> - Bonus fund;
	<b>15.0%</b> - Stabilized fund;
	<b>6.0 %</b> - Partners and consultants;
	<b>2.0 %</b> - Charity;
	<b>2.8 %</b> - Bounty program.

Tokens not sold at the ICO stage will be transferred to the stabilization fund and will be blocked in the system before the end of ICO.

The tokens reserved for the project team will be blocked in the system before the end of ICO. At the end of this period, the tokens will be distributed evenly over the next two (2) months.

Tokens belonging to partners and consultants will be blocked in the system before the end of ICO.

Tokens that make up the bonus fund and charity funds will be spent evenly throughout the lifetime of the project.

The tokens that make up the stabilization fund will be spent, as necessary, throughout the life of the project.

The Issuer of GreenEnergyCoin (GEC), will hold monetary policy towards GreenEnergyCoins (GEC). If necessary, the Issuer will use all available and legal methods and means to stabilize the GreenEnergyCoin (GEC) rate on the market.

With the development of the project and the construction of new, additional power plants in order to increase the electricity produced. The Issuer may issue additional emission of the GreenEnergyCoin (GEC) token.

### **7.3. GreenEnergyCoin (GEC) functions.**

By purchasing GreenEnergyCoin (GEC) tokens, you receive an asset and the ability to use it in the market. GEC value and liquidity will increase based on the GreenEnergyCoin (GEC) project implementation and equipment capacity increase as well as the produced electricity volume.

After the end of the public sale, the ICO is the GreenEnergyCoin (GEC) token will be available for buying / sale on the stock exchanges of crypto-currencies, which can be freely exchanged on existing crypto-exchange exchanges or at fiat money.

The value of GreenEnergyCoin (GEC) is due to the fact that the GEC token will be provided with electricity. The cost of one (1) GEC token is equal to the cost of one (1) KW / h of electricity, according to the "Green Tariff"; 1GEC = 1KWt / h = € 0,10. Since the commissioning of three (3) network power plants (SPP), owners of GreenEnergyCoin (GEC) tokens, will be able to buy electricity from the manufacturer from GEC.

### **7.4. GreenEnergyCoin (GEC) legal issue.**

GreenEnergyCoin (GEC) tokens are designed for functional use on the market in accordance with the generally accepted classification of tokens that correspond to the characteristics of custom token (utility tokens).

GreenEnergyCoin (GEC) tokens can not be returned after purchase at the preICO and ICO. In the future, tokens can be used to buy / sell on the stock exchange crypto currency, and which can be freely exchanged at existing crypto-exchange exchanges, or at fiat money or electricity from the manufacturer.

The GreenEnergyCoin (GEC) tokens are not securities. Ownership of GreenEnergyCoin (GEC) tokens is not equated to ownership of shares, and owners of GreenEnergyCoin (GEC) tokens do not have ownership, management, or any other rights with respect to the GreenEnergyCoin (GEC) project. Tokens are purchased only as a digital asset.

# TOKEN SALE

## 8.1. Conditions of an offer:

Start:

**August 08, 2022**

Ending:

**October 31, 2022**

Quantity of tokens (GEC):

**2,450,000,000.00**

Exchange rate:

**1 EUR/USD/USDT = 10.00 GEC**

Accepted currencies:

**USDT**

Min transaction: **100 USDT**

Max transaction: **no limits**

Soft cap

**320,000,000 GEC**

Hard cap

**32,000,000.00 GEC**

## Bonus:

1st day	:	30%
Week # 1	:	25%
Week # 2 – 3	:	20%
Week # 4 – 7	:	15%
Week # 8 – 14	:	10%
Week # 15 -30	:	5%

## 9.1. Distribution of attracted funds:

1.	Project and budget documentations	:	6,4 %
2.	Construction and installation work	:	11,0 %
3.	Equipment and materials (production and supply)	:	61,2 %
4.	Additional equipment and materials	:	3,5 %
5.	Connection to energy network	:	6,4 %
6.	Testing and test operation	:	1,5 %
7.	Marketing and advertising	:	5,0 %
8.	Legal services	:	3,0 %
9.	Other expenses	:	2,0 %



## 8. Security token - OTI Equity Token (OTI token).

### 8.1. Token description:

**OTI Equity Token** (hereinafter - **OTI**) is a Security token and complies with the ERC20 standard. **OTI token** is based on the Ethereum platform and supports the ERC20 standard, which guarantees the compatibility of the token with third-party services (wallets, exchanges, listings, etc.) and provides easy integration with these services.

The Ethereum platform fully supports the concept of Dapps thanks to the established Solidity language for writing smart contracts, which will be used to implement a number of necessary functions.

**OTI Equity Token** (hereinafter - **OTI**) is a completely new Security token, which includes all the necessary requirements for Security tokens by US legislation and SEC, US rules.

**OTI** - has united the world's best developments of leading programmers such as developers of security tokens for Harbor, Polymath and Sucuritize.

**OTI Equity Token** (hereinafter - **OTI**) was issued by SCI Technology Inc. to raise funds for the implementation of an international project in the development of "Green Energy".

**OTI Equity Token** (hereinafter - **OTI**) is a secured token and is issued on the basis of the securities of **OFEK Technology Inc.** - CONVERTIBLE PROMISSORY NOTE that meet the requirements of US law, rules and SEC requirements.

Information on the issue of **OTI Equity Token** (hereinafter - **OTI**):

Standard: **ERC20**

Description: **OTI Equity Token**

Symbol: **OTI**

Nominal value: **1OTI = US \$ 1.00**

Total quantity: **465,000,000**

General distribution of OTI tokens:

**5%** - pre-sale of tokens (PreSale);

**95%** - open sale (STO);

**Note:** it is also allowed to transfer to the ownership of OTI tokens, partners and consultants, but not more than 10% of the total emission amount.

**OTI Equity Token** (hereinafter - **OTI**), contains a system for replacing tokens lost due to key problems or hacking. The Issuer, Investor and Arbitrator, by agreement between themselves, may sign and execute a transaction to replace OTI tokens. Having a system for replacing OTI tokens is a potentially huge step forward, for both private and institutional Investors, to regain their access in case of loss of access to their Assets.

### 8.2. Legal Requirements.

**OTI Equity Token** (hereinafter - **OTI**) refers to the category of securities in a digital format, which certifies ownership and gives the right to its Owners to implement their investment interests (right to shares, dividends, profit share, etc.). All these rights are displayed as rights are recorded in the **OTI** token smart contract. The turnover of OTI tokens occurs in accordance with the legal regulations of the US financial regulator - the US Securities and



Exchange Commission (SEC) and comply with the rules and requirements; Regulation D and Regulation S.

Buyers of the **OTI** token must go through the identification and authorization procedure, for this they must go through the KYC / AML procedure, i.e. provide the Issuer with the requested information and personal data about yourself. Only after a positive verification result, the Buyer is added to the WhiteList, and gets access to buy the **OTI** token. Buyers of OTI tokens from the United States must be accredited investors, and must confirm their accreditation with the SEC by submitting their personal CIK code.

The sale of **OTI** tokens to persons who have had criminal prosecutions in the past is prohibited.

Subject to US law for private offerings under Regulation D and Regulation S for Buyers **OTI** token from the USA, a lockout is provided for a period of 360 calendar days from the start date of the Public sale. For Buyers from other jurisdictions, the Issuer also establishes a lockout for a period of 360 calendar days from the date of the start of the Public sale. The established lockout applies to the resale of OTI tokens to third parties in the secondary securities market.

Issuer - **OFEK Technology Inc.**, is required to file Form D notices with the SEC within 15 days after the first and subsequent sale of securities (OTI tokens) under Private Placement

#### Limits for buying / selling OFEK tokens:

- Minimum limit for buying / selling OTI tokens: 500OTI = 500US \$
- Maximum limit for buying / selling OTI tokens: unlimited.

Advertising for the purchase / sale of OTI tokens is allowed, but certain conditions must be met:

- All **OTI token** Buyers from the USA are accredited investors;
- The issuer checks the status of an accredited investor;
- Offer to receive "securities with limited access";
- **OFEK Technology Inc.** must file a Form D notice with the SEC within 15 days of the first sale of securities (**OTI tokens**) under Private Placement.

A preferential offer for the purchase / sale of **OTI** tokens is possible only at the stage of the initial sale of **OTI** tokens.

#### 8.3. OTI Equity Token (OTI) functionality:

- Public/Private sale starts: T.B.A
- Public/Private sale duration: 360 days
- Discounting the public sale: N/A
- Presale starts: 21.11. 2021
- Amount for Presale: 23,250,000 OTI
- Presale duration: 40 days
- Discounting the presale: 30%
- Min. Investment Amount: \$500.00
- Max. Investment Amount: \$ Unlimited
- Min. Ticket Size: US\$7,000,000.00
- Max. Ticket Size: Unlimited
- Token Name: OTI Equity Token

- Token Symbol: OTI
- Token Standard: ERC20
- Price of OTI: US\$1.00
- Available for sale: 465,000,000 OTI
- Max. OTI Supply: 153,600,000 OTI
- Currencies accepted in STO: ETH & BTC & USDT USD & EUR
- Lock-up period: 360 days
- Token Trading: Potentially tradable
- Divident's: 12% (annually)
- Token rights: equity ownership
- Voting rights: Yes
- Advisory Board: No
- Liquidation Preference: No
- KYC: Required
- Token Distribution: You receive your **OTI** token after the investment process has been finalized.

#### 8.4. OTI Equity Token (OTI) controls :

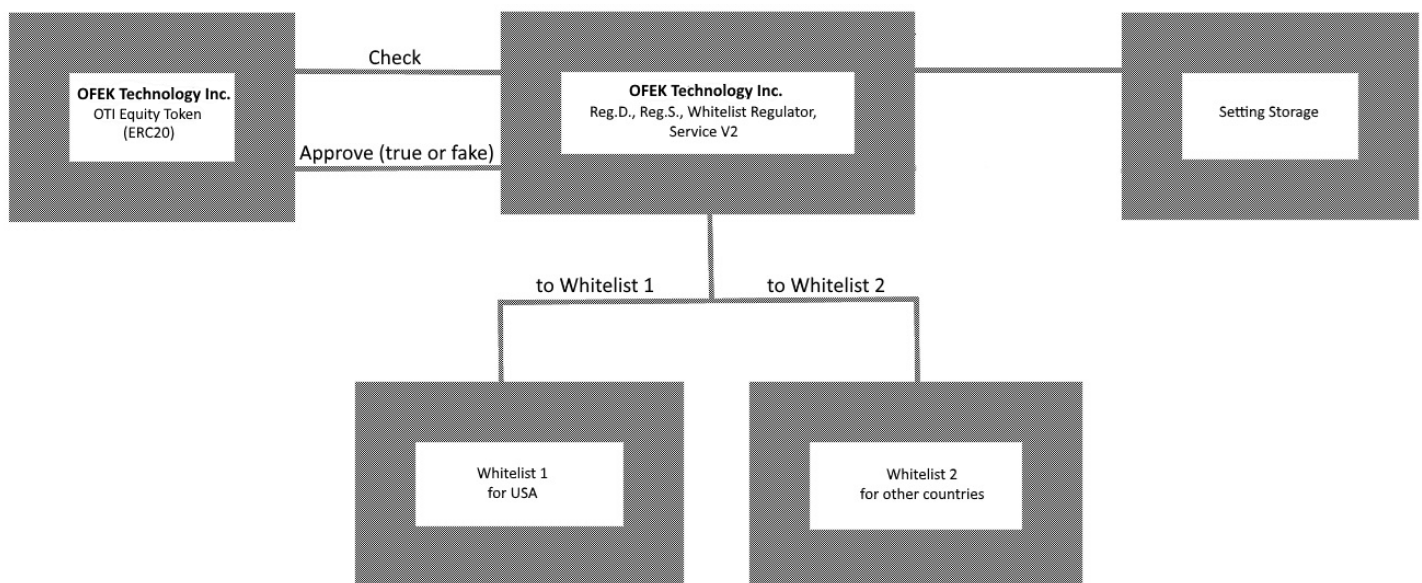
Using a combination of web and external services, **OTI Equity Token (OTI)** can be safely stored and sold on the Ethereum blockchain through ERC-compliant platforms and wallets.

**OTI Equity Token (OTI)** turnover in the market will meet the following requirements (SEC, Regulation D):

- Token name: **OTI Equity Token**
- Number of tokens: 465,000,000
- The ERC-20 smart contract representing the ownership of the securities is permitted.
- Compatible with existing wallets and exchanges that support the ERC-20 token standard.
- Overrides the existing ERC-20 transfer method for review with the on-chain regulator service for transaction approval.
- Contains the permissions required for regulatory compliance.
- Supports of blocking rule SEC - Regulation D.
- Regulatory considerations change over time.
- A whitelist is a list of eligible buyers.
- The cost of one token is US \$ 1.00
- Issuer - OFEK Technology Inc.
- Buyer / Holder - who can buy OTI tokens:
  - ✓ Accredited investor, US citizen;
  - ✓ Not a US citizen.
  - ✓ Making a decision to sell the OTI token to the Buyer, after passing the KYC / AML procedure.
- OTI token holder's rights:
  - ✓ Receive interest of 12% on time;
  - ✓ Convert CONVERTIBLE PROMISSORY NOTE into shares (or a fraction of shares) of OFEK Technology Inc .;
  - ✓ Sell, donate, bequeath, OTI token, upon receipt consent and written confirmation of the Issuer.
- KYC / AML:
  - ✓ The procedure for requesting information about the Buyer of the OTI token;
  - ✓ The procedure for verifying the information provided by the Buyer;
  - ✓ The procedure for making a decision on the sale of an OTI token to the Buyer;
  - ✓ Procedure for adding a Buyer's / Holder's wallet to Whitelist;
  - ✓ The procedure for transferring a token to an ETH wallet Buyer / Holder.

- Purchase Date: The date the Holder was added to the Whitelist.
- Payment procedure for the purchase of SCI token:
  - ✓ Form of payment: prepayment;
  - ✓ Payment currency: ETH & BTC & USDT USD & EUR;
  - ✓ Payment method: bank transfer, through payment systems, blockchain;
  - ✓ Payment details: investment of the project GEC GREENENERGYCOIN.
- The term for crediting the token to the Holder's wallet is three (3) banking days from the moment the Holder is included in the Whitelist and receipt of money to the address of the Issuer.
- Delivery of the OTI token to the Holder's wallet - a transaction from wallet OFEK Technology Inc. – of the Issuer, to the Holder's wallet.
- Conversion: exchange CONVERTIBLE PROMISSORY NOTE for shares (or for a share of shares) of OTI Technology Inc.
- The conditions for conversion come after the date after which the following the event did not happen: dividends were not paid on time at a rate of 12% in year.
- List of documents issued by the Holder upon the occurrence of the condition "Conversion".
- The purpose of the purchase of the Bonds - the Holder, buys the OTI token for himself, and cannot resell it (in whole or in part) within 360 days of the purchase date or until the date of the end of the Public sale.
- Circulation period - from the date of registration of the first transaction of purchase / sale of OTI tokens with the SEC.
- Replacing lost tokens. The token includes a system for replacing tokens lost due to key issues or a hack.
- Acceptance of obligations by new Holders.
- Resale Terms - Date after which you can resell - Issuer's request for permission to sell - Issuer's consent to sale, will, gift, succession.

#### 8.5. Scheme of interaction of OTI Equity Token with Smart contract and with KYS / AML:



# **Pre - SALE**

## **OTI Equity Token (OTI)**

**Start:**

**January 10, 2021**

**Ending:**

**September 30, 2022**

**Exchange rate:**

**1 OTI = 0,70 USD**

**Quantity of tokens (OTI):**

**23,250,000 OTI**

**Accepted currencies:**

**EUR, USD, USDT, ETH, BTC.**

**Dividends:**

**22% per annum**

**Discount: 30%**

**Min / max transaction: no limits**

**1 OTI Equity Token = US\$ 0.70**

# PUBLIC SALE

## OTI Equity Token (OTI)

Start:

T.B.A.

Ending:

T.B.A.

Quantity of tokens (GEC):

465,000,000 OTI

Exchange rate:

1 OTI = 1 USD

Accepted currencies:

EUR, USD, USDT, ETH, BTC.

Min / max transaction:

no limits

Soft cap:

23,250,000 OTI

Hard cap

23,600,000.00 USD

### Бонусы:

1st day	:	50%
Week # 1	:	35%
Week # 2 – 3	:	20%
Week # 4 – 7	:	15%
Week # 8 – 14	:	10%
Week # 15 -30	:	5%

## 9. REFERENCES

1. DIRECTIVE 2009/28/EC OF THE EUROPEAN PARLIAMENT AND OF THE COUNCIL Of 23 April 2009 on the promotion of the use of energy from renewable sources and amending and subsequently repealing Directives 2001/77/EC and 2003/30/EC
2. Renewable Energy Statistics 2017 IRENA
3. International Energy Agency Tracking Clean Energy Progress 2017
4. Global Trends in Renewable Energy Investment 2017 Frankfurt School-UNEP Collaborating Centre
5. Report BNEF New Energy Outlook 2018
6. BP Statistical Review of World Energy 2018
7. EnergyTrend Global Solar Market, e 2017
8. International Energy Agency World Energy Outlook 2017
9. Bloomberg New Energy Finance, e 2018
10. IEA-PVPS Trends 2017 in Photovoltaic Applications.pdf
11. REPORT FROM THE COMMISSION TO THE EUROPEAN PARLIAMENT, THE COUNCIL, THE EUROPEAN ECONOMIC AND SOCIAL COMMITTEE AND THE COMMITTEE OF THE REGIONS Renewable Energy Progress. Report 2017
12. SolarPower Europe Global Market Outlook 2018-2022
13. DIRECTIVE 2012/27/EU OF THE EUROPEAN PARLIAMENT AND OF THE COUNCIL of 25 October 2012 on energy efficiency, amending Directives 2009/125/EC and 2010/30/EU and repealing Directives 2004/8/EC and 2006/32/EC
14. National Renewable Energy Action Plan 2020 (NREAP)
15. New energy strategy of Croatia in 2018
16. World Energy Outlook КРАТКИЙ ОБЗОР Russian Translation IEA, до 2022
17. 2017 New Energy Outlook (NEO), Bloomberg New Energy Finance's annual long-term analysis of the future of energy
18. New Energy Outlook 2016 (NEO) is Bloomberg NEF's annual long-term view of how the world's power markets
19. National action plans Croatia
20. UREDBU O NAKNADAMA ZA POTICANJE PROIZVODNJE ELEKTRIČNE ENERGIJE IZ OBNOVLJIVIH IZVORA ENERGIJE I KOGENERACIJE (OG 33/07).
21. TARIFNI SUSTAV ZA PROIZVODNJU ELEKTRIČNE ENERGIJE IZ OBNOVLJIVIH IZVORA ENERGIJE I KOGENERACIJE 2013
22. Zakon o obnovljivim izvorima energije i visokoučinkovitoj kogeneraciji pročišćeni tekst zakona NN 100/15, 123/16, 131/17 na snazi od 29.12.2017.
23. Feed-in tariff (Sustav poticanja zajamčenom otkupnom cijenom) Updated: 31.01.2017
24. METODOLOGIJU ZA ODREĐIVANJE IZNOSA TARIFNIH STAVKI ZA OPSKRBU ELEKTRIČNOM ENERGIJOM U OKVIRU UNIVERZALNE USLUGE
25. IRENA COST-COMPETITIVE RENEWABLE POWER GENERATION: Potential across South East Europe
26. Electricity Market Design in Croatia within the European Electricity Market—Recommendations for Further Development
27. Gesetz zur Digitalisierung der Energiewende
28. PRAVILNIK O IZMJENAMA I DOPUNAMA PRAVILNIKA O DOZVOLAMA ZA OBAVLJANJE ENERGETSKIH DJELATNOSTI I VOĐENJU REGISTRA IZDANIH I ODUZETIH DOZVOLA ZA OBAVLJANJE ENERGETSKIH DJELATNOSTI № 88/15, 114/15
29. PRAVILA ORGANIZIRANJA TRŽIŠTA ELEKTRIČNE ENERGIJE Izdanje: NN 121/2015
30. The average wage in Croatia Data on [25.07.2018. www.take-profit.org](http://www.take-profit.org)
31. Current Results. weather and science facts. Average Sunshine a Year in Croatia
32. POREZNA UPRAVA. Taxes. 2018